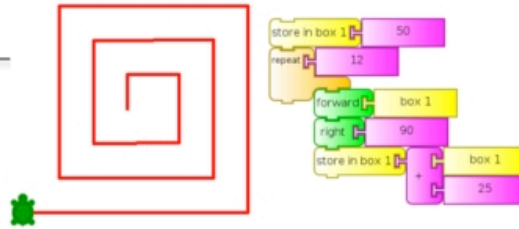
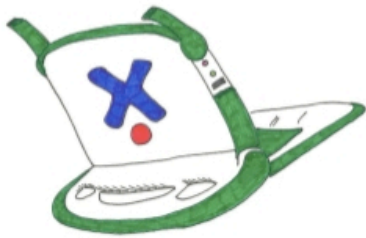


Tech Team & Turtle Art

Go to www.sugarlabs.org/go/Activities/TurtleArt for more Turtle Art fun!



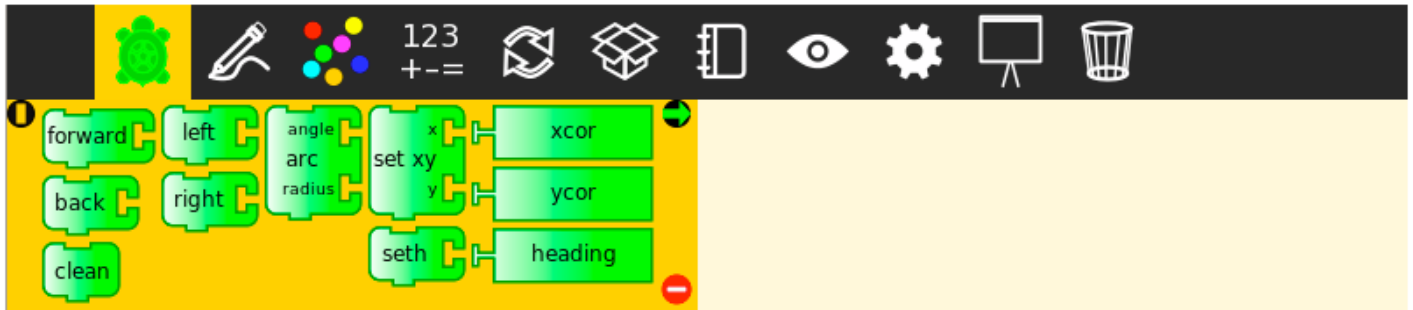
Okay, Tech Team.
Using Turtle Art,
how can you draw
these three shapes?

| |
|--|
| |
| |
| |

Be sure to check the next page for hints and tips!

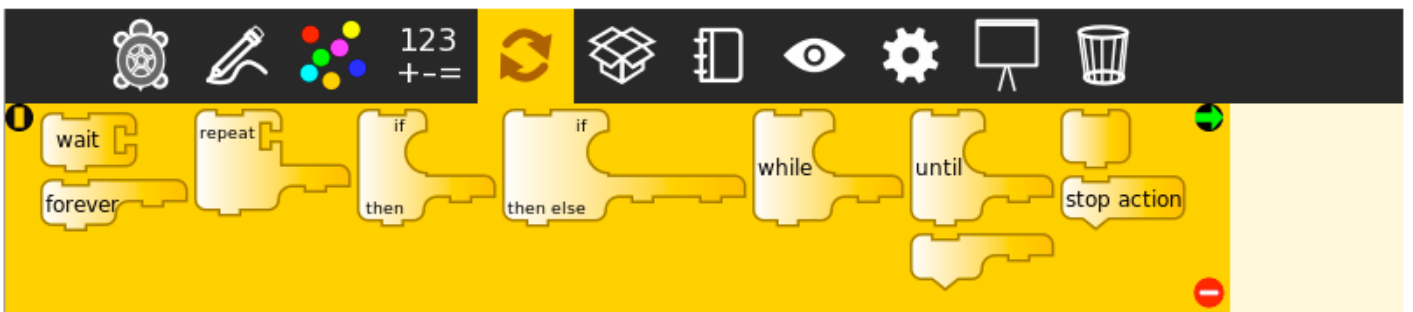
Turtle Art Tool Boxes

Turtle Palette



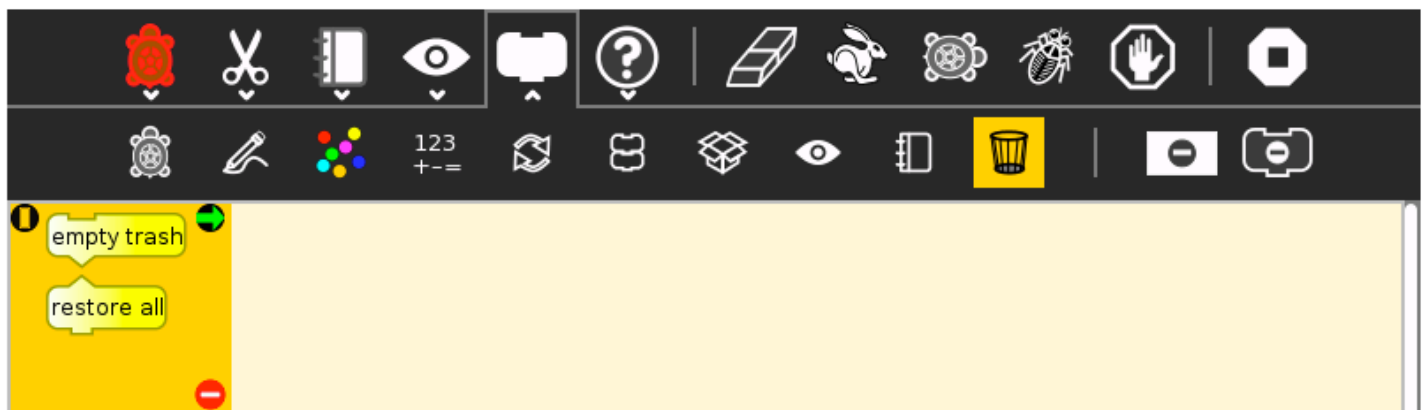
These blocks are used to control the movements of the turtle. **See the next page for some ideas on how to use them.**

Flow Palette



These blocks control program flow. **Look at the next page to see how you can draw your shapes using the Repeat block.**

Trash Palette



Need to clear your area? Use the trash feature.

Turtle Art Block Basics (<http://wiki.sugarlabs.org/go/Activities/TurtleArt>)

The first diagram shows a green turtle icon at the top with a vertical red line extending downwards. To its right is a 'forward' block with a value of 100.

The second diagram shows the same green turtle icon at the bottom with a vertical red line extending upwards. To its right is a 'back' block with a value of 100.

The third diagram shows a green turtle icon at the top with a curved red arc extending downwards and to the left. To its right is an 'arc' block with 'angle' set to 90 and 'radius' set to 100.

The fourth diagram shows a green turtle icon at the bottom with a red line extending upwards and to the right. To its right is a 'right' block with a value of 90.

Basic turtle graphics: 'forward', 'back', 'arc', and 'right' blocks

A code block starting with a 'start' block, followed by a 'repeat' block with the value 4. Inside the repeat block are 'forward' and 'right' blocks, both with a value of 100. To the right of the code is a red square drawn on a light yellow background, with a small blue turtle icon at the bottom-left corner.

Use the 'repeat' block to draw shapes

Turtle Art Homeplay



Here's the plan. Take your stick home and try to boot Sugar. Then, check out the following fun things to do with Turtle Art:

sugarlabs.org/go/Activities/TurtleArt

If you can't boot Sugar, please write down the information about your computer at home with an adult in the boxes below, so we can make our sticks better for you.

| | |
|---|--|
| Laptop or desktop? | |
| PC or Mac? | |
| Make/Model number | |
| Processor speed | |
| RAM | |
| Does your stick boot? What methods have you tried? | |