



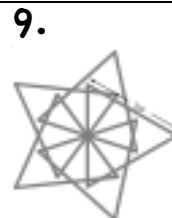
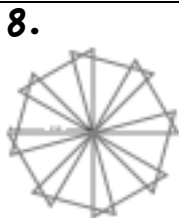
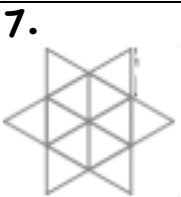
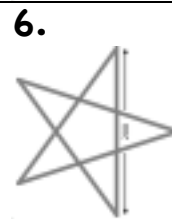
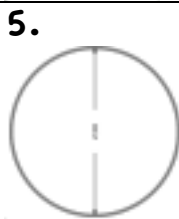
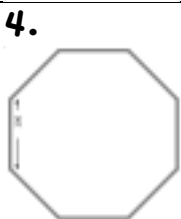
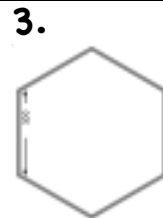
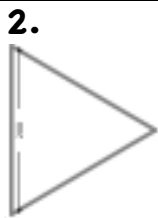



Sugar Labs

Turtle Art:

This week, let's make some fun new designs with Turtle Art!

Can you make these shapes into Turtle Art? Try using "Repeat" on some of these shapes!



Tech Team: While you are making these shapes, create a Write activity named Turtle Art Discovery. In this journal, write down what you learn about Turtle Art as you go through the activity. For example, "The Forward block moves the turtle forward by the number of spaces in the block. Also, if the number is negative, the turtle moves backwards!"

Homeplay & Preview for Next Week!



See if you can copy this code to make this scene in Turtle Art. After you figure out some of the blocks, see how you can make it different! Even add new parts to the drawing!

